

Event 3 Central England Open Bristol

Over 50's Singles

Box 1

	1.	2.	3.
1. CAMP Roger		11-6, 11-9	11-9, 11-6
2. SCOURFIELD Stuart	6-11, 9-11		14-16, 11-8, 13-11
3. MAXWELL Andy	9-11, 6-11	16-14, 8-11, 11-13	

Standings	Points	Wins	Losses	Games	Game Pts
1. Roger CAMP	4	2	0	4 - 0 (100%)	44 - 30 (59.46%)
2. Stuart SCOURFIELD	2	1	1	2 - 3 (40%)	53 - 57 (48.18%)
3. Andy MAXWELL	0	0	2	1 - 4 (20%)	50 - 60 (45.45%)

Box 2

	1.	2.	3.
1. JEFFERSON James		11-6, 10-12, 8-11	11-5, 11-9
2. BANFIELD MARK	6-11, 12-10, 11-8		11-13, 11-8, 11-7
3. BURTON Chris	5-11, 9-11	13-11, 8-11, 7-11	

Standings	Points	Wins	Losses	Games	Game Pts
1. MARK BANFIELD	4	2	0	4 - 2 (66.67%)	62 - 57 (52.1%)
2. James JEFFERSON	2	1	1	3 - 2 (60%)	51 - 43 (54.26%)
3. Chris BURTON	0	0	2	1 - 4 (20%)	42 - 55 (43.3%)

Box 3

	1.	2.	3.	4.
1. JENNINGS Simon		4-11, 4-11	1-11, 4-11	3-11, 7-11
2. HAYDEN Tim	11-4, 11-4		6-11, 7-11	11-8, 11-8
3. HALL Phillip	11-1, 11-4	11-6, 11-7		11-3, 11-6
4. BUCKLE Nev	11-3, 11-7	8-11, 8-11	3-11, 6-11	

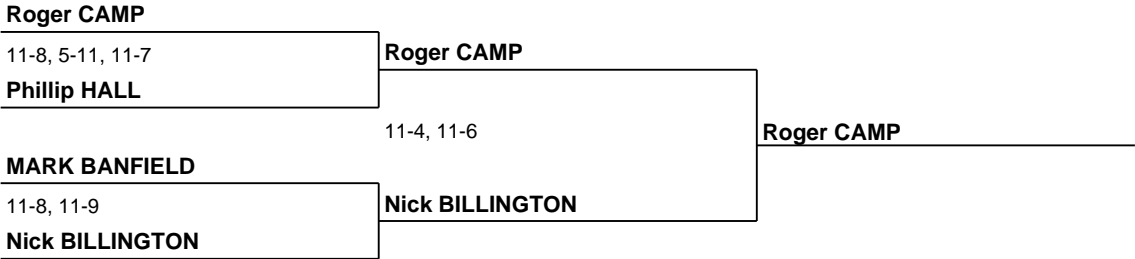
Standings	Points	Wins	Losses	Games	Game Pts
1. Phillip HALL	6	3	0	6 - 0 (100%)	66 - 27 (70.97%)
2. Tim HAYDEN	4	2	1	4 - 2 (66.67%)	57 - 46 (55.34%)
3. Nev BUCKLE	2	1	2	2 - 4 (33.33%)	47 - 54 (46.53%)
4. Simon JENNINGS	0	0	3	0 - 6 (0%)	23 - 66 (25.84%)

Box 4

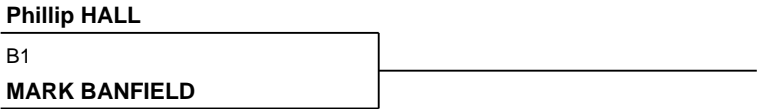
	1.	2.	3.	4.
1. CHIPPERFIELD Robin		3-11, 8-11	11-5, 11-2	11-9, 11-13, 11-6
2. BILLINGTON Nick	11-3, 11-8		11-2, 11-4	11-7, 11-7
3. MERCHANT Dave	5-11, 2-11	2-11, 4-11		3-11, 9-11
4. COOPER Spencer	9-11, 13-11, 6-11	7-11, 7-11	11-3, 11-9	

Standings	Points	Wins	Losses	Games	Game Pts
1. Nick BILLINGTON	6	3	0	6 - 0 (100%)	66 - 31 (68.04%)
2. Robin CHIPPERFIELD	4	2	1	4 - 3 (57.14%)	66 - 57 (53.66%)
3. Spencer COOPER	2	1	2	3 - 4 (42.86%)	64 - 67 (48.85%)
4. Dave MERCHANT	0	0	3	0 - 6 (0%)	25 - 66 (27.47%)


1/2 Playoff



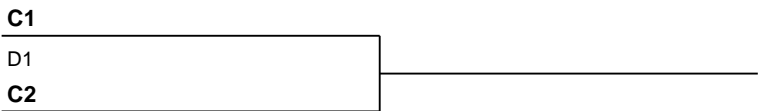
3/4 Playoff




5/6 Playoff



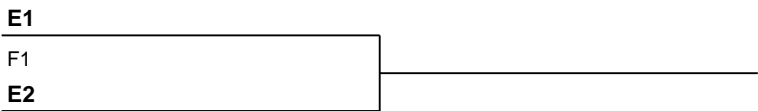
7/8 Playoff




9/10 Playoff



11/12 Playoff



13/14 Playoff



15/16 Playoff

